

Research Data Sharing and Frameworks

Yasuhiro Murayama
(National Institute of Information and
Communications Technology,
ICSU-World Data System ex officio,
Kyoto University)

International Programme Office Hosted by 
Based in Tokyo, Japan

Recent Situation of Scientific Research Data

G8 Science Ministers Statement London UK, 12

Introduction

We, the G8 Science Ministers met in London on Wednesday of our respective national science academies, as part of this unique meeting we discussed how our nations could increase transparency, coherence and coordination of the global scientific research in order to address global challenges and maximise the social benefits of research.

3. Open Scientific Research Data

Open enquiry is at the heart of scientific endeavour, and rapid technological change has profound implications for the way that science is both conducted and its results communicated. It can provide society with the necessary information to solve global challenges. We are committed to openness in scientific research data to speed up the progress of scientific discovery, create innovation, ensure that the results of

4. Expanding Access to Scientific Research Results

G8 Open Data Charter will 'increase transparency' and 'fuel innovation'



Five key principles outlines how governments should release datasets for economic and social benefits



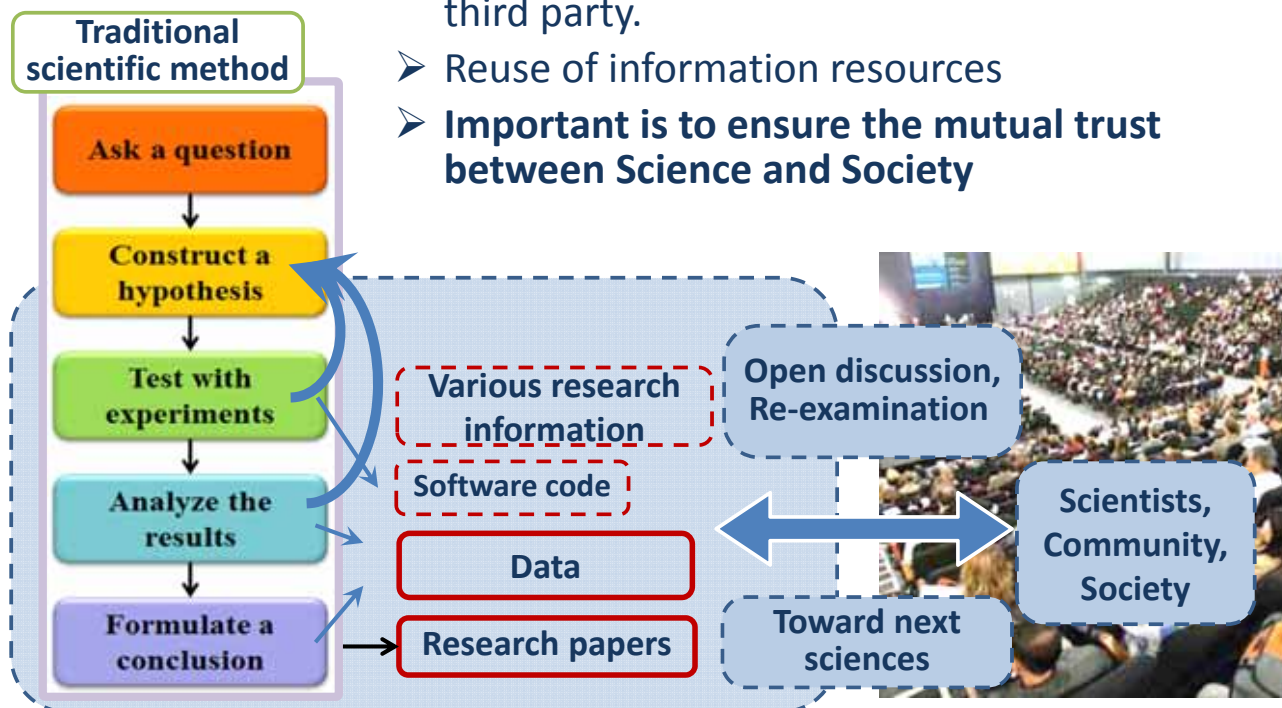
Why "DATA" now?

改めて、「いま、なぜ、データか？」

- Science and Society
 - Role of Science and Scientists in Society
 - 近年、社会と科学者の関わりが問われている
- Sharing data and information as part of "Science"
科学技術活動の一部としての「データ(または情報)の共有」

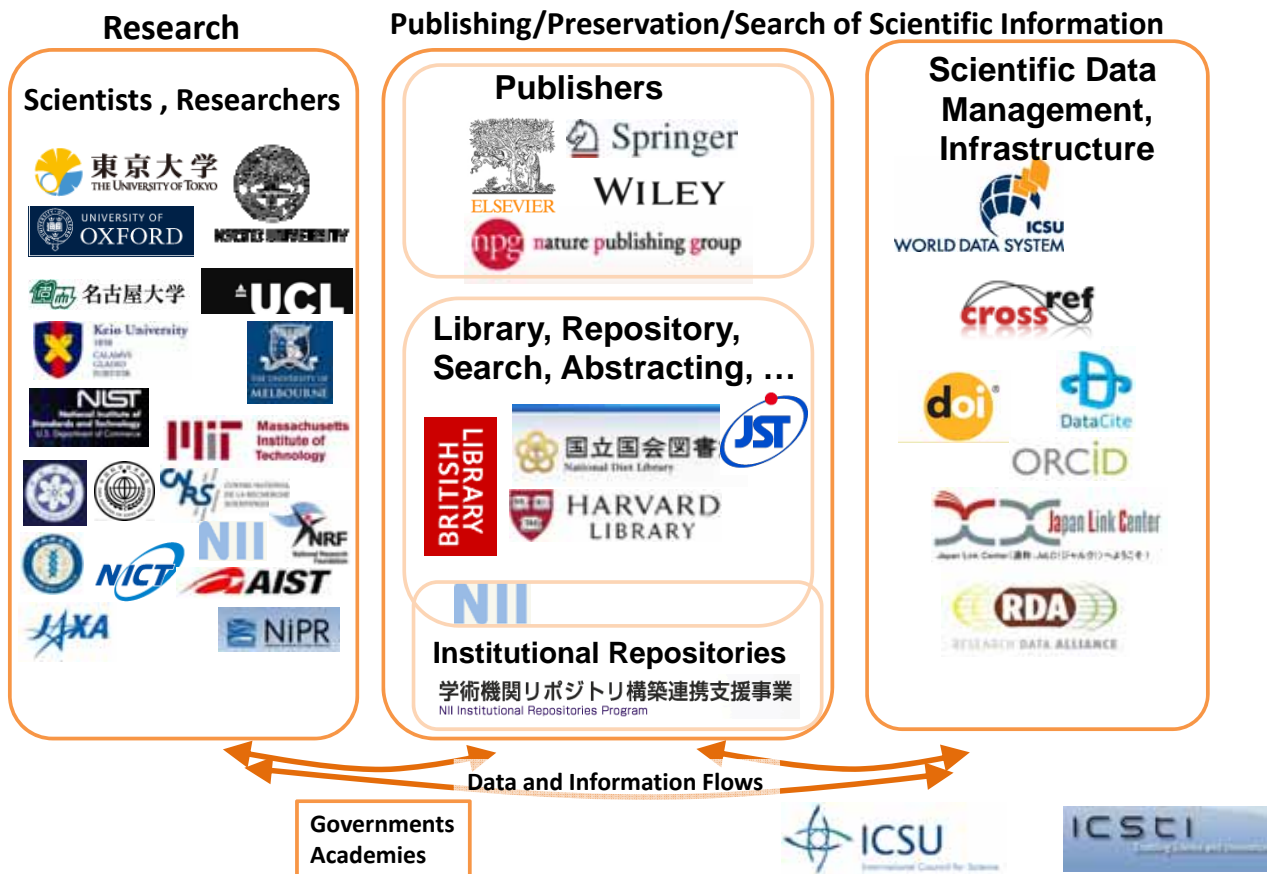
Why Open Data, Open Access?

<http://www.getchemistryhelp.com/chemistry-lesson-scientific-method/>



- Sharing research information and evidence
- For open discussion and re-examination by third party.
- Reuse of information resources
- **Important is to ensure the mutual trust between Science and Society**

Science as a Social System with “Print” Publication

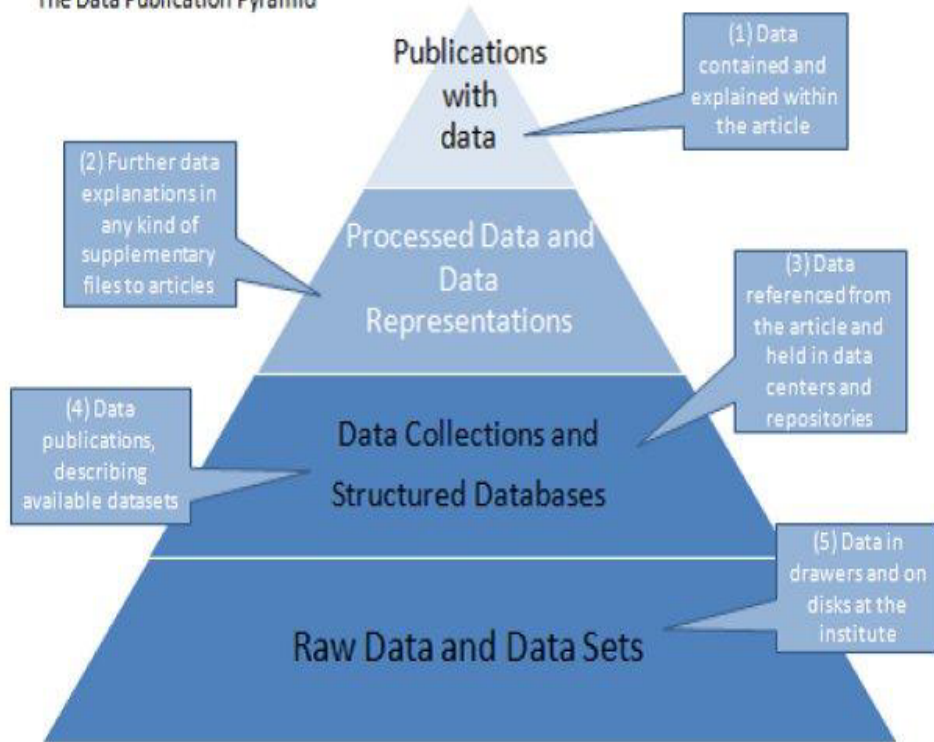


Value of Data

- Proof/evidence of scientific finding and understanding (as of original scholarly paper)
 - Data should be shared with everyone for proof and discussion!
- Resource for research and innovation
 - I don't want to share my data with other scientists since my research is based on it!

Data Pyramid

The Data Publication Pyramid



7

History: scientific record & communication

- ⊕ Public library (paper media) : 8c
- ⊕ Printing press/Gutenberg: 1445
- ⊕ First scientific journal: 1665
- ⊕ Intl. Assoc. Academies: 1899
- ⊕ ICSU established: 1931
- ⊕ World Data Center system : 1957
- ⊕ ENIAC, von Neumann: 1946
- ⊕ Hard Disk Drive: 1956
- ⊕ TCP/IP, dial-up (64kbps): 1982
- ⊕ WWW (CERN): 1991
- ⊕ Broadband internet (>1Mbps) : ~ 2000
- ⊕ New global data initiatives: ICSU-WDS, RDA etc. : 2008 ~ 2013

348 years

67 years

Changing standards and culture takes long time.

- Metric system
 - Introduced 1795
 - Convention du Mètre, 1875
 - International System of Units (SI) 1960
 - One big holdout
- Time zones
 - 1st use of standard ("railway") time 1847
 - International Meridian Conference 1884 established GMT but did not alter local times
 - Final adoption of "standard offset" from GMT/UTC 1986
 - Current number of time zones in China and India: 1

[Mark Parsons, 2013]

Creation of ICSU-World Data System

ICSU 29th General Assembly decision (October 28, 2008):

PAST (since 1950's)	 	WDC (World Data Center) : 50 WDSs at max. FAGS (Federation of Astronomical and Geophysical Data Analysis Services)
PRESENT (2008~)	 	ICSU International Scientific Unions data bodies ICSU National Members data bodies ICSU Interdisciplinary Bodies data activities

82 Members (April 2014)

54 Regular	Data curation & data analysis services
9 Network	Networks of Regular Members & umbrella organizations
3 Partner	Do not deal directly with data stewardship, but support to ICSU-WDS
16 Associate	Organizations interested in the WDS endeavour

Research Data Alliance Created to Accelerate Development of Research Data Sharing Infrastructure Worldwide

- RDA community efforts focus on building **social, organizational and technical infrastructure** to
 - *reduce barriers to data sharing and exchange*
 - *accelerate the development of coordinated global data infrastructure*

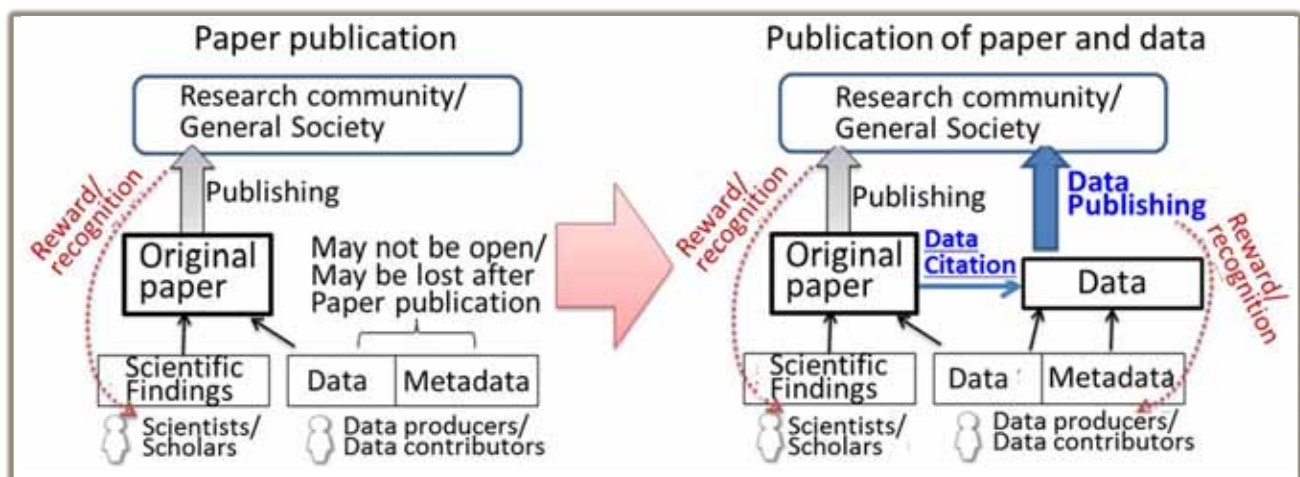


RDA and RDA/US are supported in part by the National Science Foundation.

Fran Berman

[Fabrizio Gagliardi , 2014]

“Data Publication” and “Data Citation”



[Society of Geomagnetism, Earth, Planetary and Space Sciences, 2013]

Data Publications

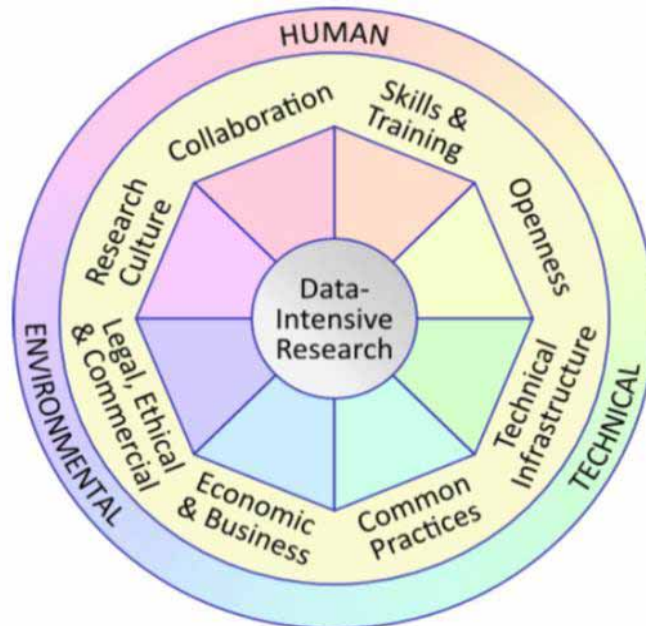
cf. journal publication: review, fix (print), publish with DOI..., metrics (citation index etc.)

Data Citation

– ID of dataset (“DOI” is OK?), citation standards? metrics?...

More outputs from scientists to Society

Toward Data Intensive Science



https://www.rd-alliance.org/filedepot_download/383/230

- RDA Community Capability Model Interest Group
 - Secretary: Univ. of Bath & Microsoft Research Connections
- Big data science/data intensive science become reality when the human, environmental, and technical difficulties are overcome.

[Nose et al., 2013]

Example of DOI-minting to Earth Science database in NOAA/NGDC

- ✓ EMAG2: Earth Magnetic Anomaly Grid (2-arc-minute resolution)

doi:10.7289/V5MW2F2P




http://www.ngdc.noaa.gov/nmmrview/metadata.jsp?id=gov.noaa.ngdc.mgg.geophysical_models:EMAG2&view=iso2html

Digital data

```
-55.033333 -89.900000 -56.134989
-55.000000 -89.900000 -56.127400
-54.966667 -89.900000 -56.119808
-54.933333 -89.900000 -56.112213
-54.900000 -89.900000 -56.104616
-54.866667 -89.900000 -56.097016
-54.833333 -89.900000 -56.089413
-54.800000 -89.900000 -56.081806
-54.766667 -89.900000 -56.074197
-54.733333 -89.900000 -56.066584
-54.700000 -89.900000 -56.058968
-54.666667 -89.900000 -56.051348
-54.633333 -89.900000 -56.043725
-54.600000 -89.900000 -56.036097
-54.566667 -89.900000 -56.028466
-54.533333 -89.900000 -56.020832
-54.500000 -89.900000 -56.013193
-54.466667 -89.900000 -56.004623
```

Data plot



Instruction of data citation

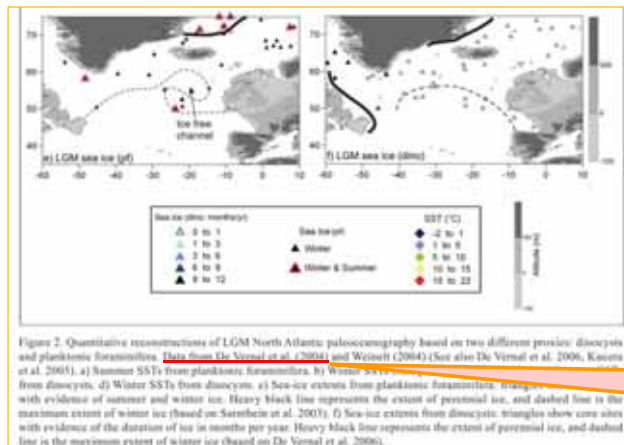
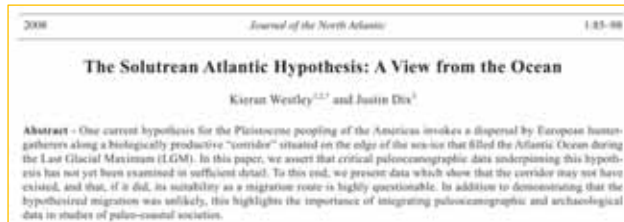
Maus (2009): EMAG2: Earth Magnetic Anomaly Grid (2-arc-minute resolution). National Geophysical Data Center, NOAA. Model, doi:10.7289/V5MW2F2P [access date]

Landing Page

Data description,
Data format,
Link to data, etc.

Example of data citation

Evaluation of the Solutrean hypothesis



References

- De Vernal, A., and C. Hillaire-Marcel. 2009. Sea-ice cover, sea-surface salinity, and halo-thermocline structure of the northwest North Atlantic: Modern versus full glacial conditions. *Quaternary Science Reviews* 19:65-83.
- De Vernal, A., and T. Pedersen. 1987. Micropaleontology and palynology of core PAR87A-10: a 23,000 year record of paleoenvironmental changes in the Gulf of Alaska, northeast North Pacific. *Paleoceanography* 12(6):821-830.
- De Vernal, A., F. Eynaud, M. Honev, C. Hillaire-Marcel, T. Londeix, S. Mangin, J. Matthiesen, F. Marret, T. Raddi, A. Rochon, S. Solignac, and J.-L. Turon. 2004. MARGO (SST) established data. <https://doi.org/10.1046/j.1525-1375.2004.00111.x> World Data Center for Marine Environmental Sciences (WDC-MARE), Global Change Network for Geoscience and Environmental Data (PANGAEA). Available online at <http://www.pangaea.de/>. Accessed June 2006.
- De Vernal, A., F. Eynaud, M. Honev, C. Hillaire-Marcel, T. Londeix, S. Mangin, J. Matthiesen, F. Marret, T. Raddi, A. Rochon, S. Solignac, and J.-L. Turon. 2005. Reconstruction of sea-surface conditions at middle to high latitudes of the Northern Hemisphere during the last Glacial Maximum (LGM) based on dinoflagellate cyst assemblages. *Quaternary Science Reviews* 24:917-924.
- Fiedel, S.J. 1992. Prehistory of the Americas. Cambridge University Press, Cambridge, UK.
- Fiedel, S.J. 1995. Older than we thought: Implications of corrected dates for dates for Paleoindians. *American Antiquity* 60(1):95-113.
- Fiedel, S.J. 2000. The peopling of the New World: Present evidence, new theories, and future directions. *Journal of Archaeological Research* 8(1):39-103.
- Fladmark, K. 1979. Routes, Alchentan migration corridors for early man in North America. *American Antiquity* 44(1):55-68.
- Gamble, C., W. Davies, P. Pettit, L. Hartzendorf, and M. Richards. 2005. The archaeological and genetic foundations of the European population during the Late Glacial: Implications for "agricultural thinking." *Cambridge Archaeological Journal* 15(2):193-223.
- Haxon, T.A., S.E. Tallon, and G.F. Shields. 1996. An Ice Age refugium for large mammals in the Alexander Archipelago, Southeastern Alaska. *Quaternary Research* 46:186-192.
- Hemming, S.R. 2004. Heinrich events: Massive Late Pleistocene detritus layers of the North Atlantic and their global climatic imprint. *Review of Geophysics* 42:RG1005.
- Hinsdale, A. 2003. Polynias and ice-edge habitats in

reconstructions of LGM North Atlantic paleoceanography. Data from De Vernal et al. (2004) and Weinstock et al. (2005) from planktonic foraminifera. b) Winter SSTs from dinocysts.

Westley and Dix [2008]

15

Steps by Major scientific publishers encouraging data deposition

- **Wiley/AGU** publication policy:

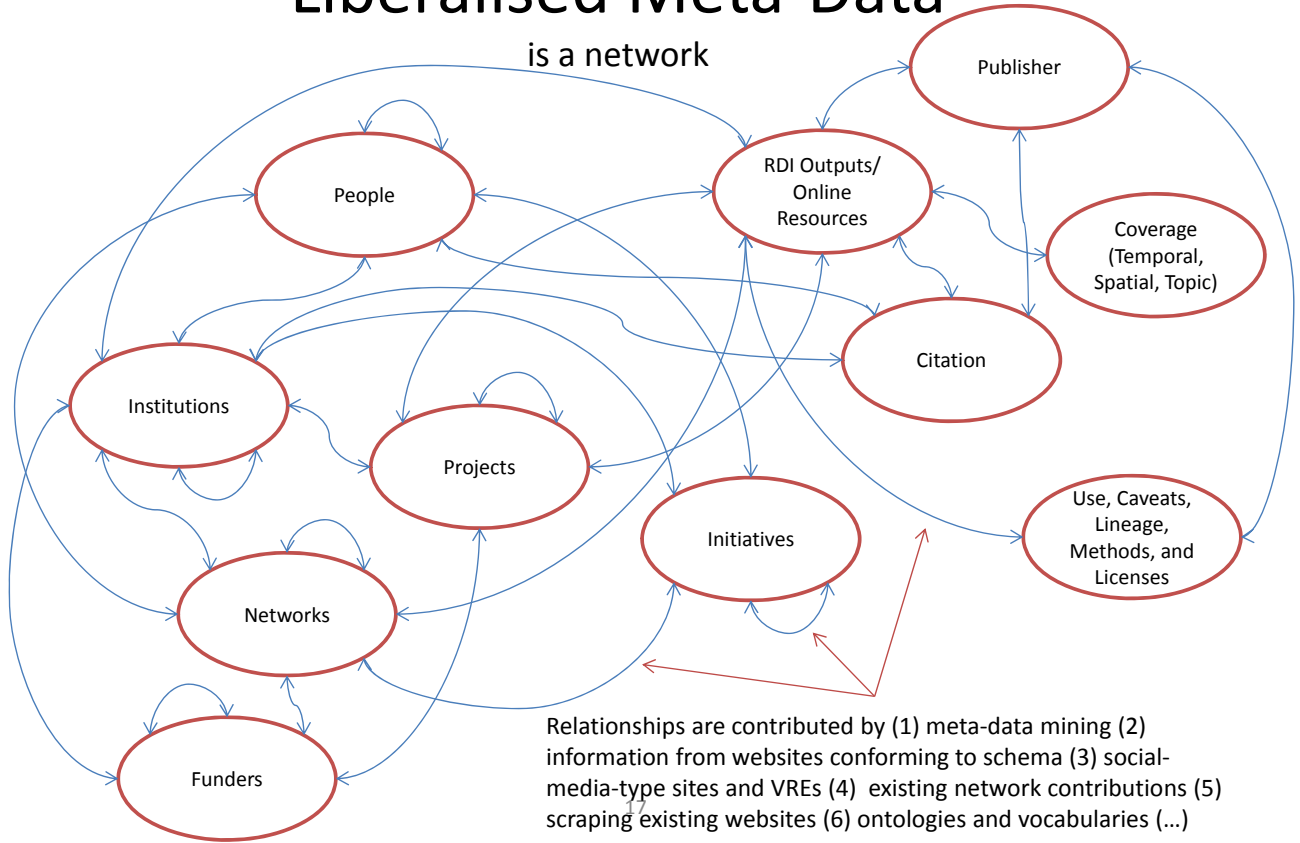
"...in AGU's journals, **all data** necessary to understand, evaluate, replicate, and build upon the reported research **must be made available and accessible whenever possible...**"
- **SpringerOpen/**"Earth, Planets and Space", "Geoscience Letters"...

"...Electronic archiving of data enables readers to replicate, verify and build upon the conclusions published in papers in the journal. **It is recommended that all data** which are not directly attached to a publication as electronic supplementary files **be deposited...**"
- **Elsevier/JASTP**:

"...Elsevier encourages **authors to deposit raw experimental data sets** underpinning their research publication in data repositories, and to enable interlinking of articles and data..."

Liberalised Meta-Data

is a network



ご清聴ありがとうございました。

